

Name: _____

Word Work

Date: _____

MUST KNOW Words--Draw a picture, trace, outline and say each word.

Words with -y, -s, -es, -ies

1. Highlight the **-y, -s, -es, -ies** of each word.
2. Say the **-y, -s, -es, -ies** sound as you touch it.
3. Trace and say the word.
4. Draw the word.

1.RF.3.4
1.RF.3.5
1.RF.4.6





p u p p y
○ ○ ○ ○ ○

s p o t s
○ ○ ○ ○ ○

f o x e s
○ ○ ○ ○ ○

b a b i e s
○ ○ ○ ○ ○

1.RF.4.4

l e t t e r

p a g e

p i c t u r e

r e a d

s o u n d

t h i n k

Word Work

ABC Order

1.RF.2.4

1. Circle the first letter of each word.
2. Find the circled letters on the alphabet and circle them.
3. Write the words in ABC order.

puppy	foxes
spots	babies

1. _____
2. _____
3. _____
4. _____



a b c d e f g h i j k l m n o p q r s t u v w x y z

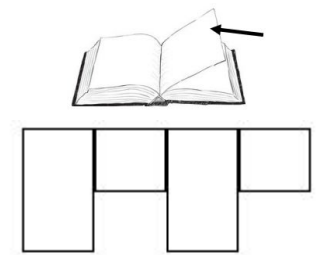
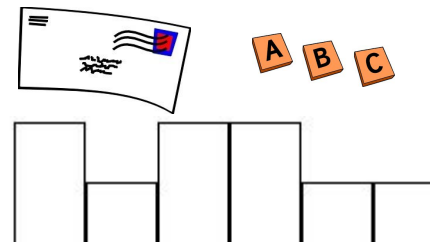
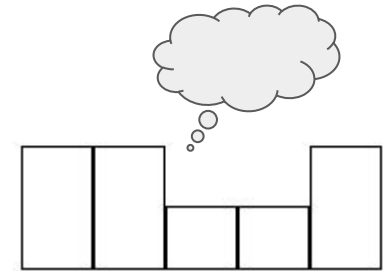
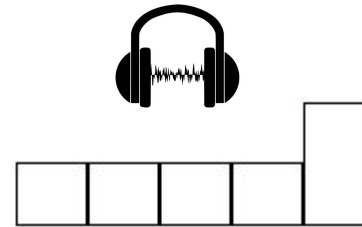


MUST KNOW Words

1.RF.4.4

Match each word to its shape.

letter page picture

read sound think



Word Work

Plurals--More Than One

1.RF.4.6

Write the word in the first box. Then write the word adding an **-s**, **-es**, or **-ies** to the ending to make it mean *more than one*. Read words to a friend.

1. dog box butterfly
2. dogs boxes butterflies

Friend _____

spot

fox

puppy

baby

Delete From



think - 1 letter = _____



-2 letter = _____



-1 letter = _____



1.RF.3.3

Watch-Out Words!

Write the word that best completes each sentence. Read sentences to a friend.

1.RV.2.1

read

red

The barn is the color _____.

Our class _____ 100 books!

Friend _____

Name: _____

Word Work Homework

Date: _____

1.RF.4.4

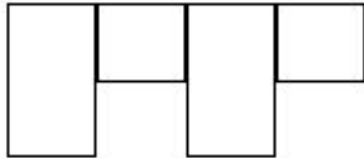
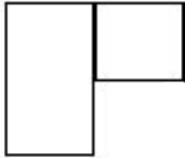


Touch and say.

page page page



Write.



Read.

Turn to **page** 4 in your book.

There is a picture of a fox on **page** 23 of your book.

You can read **page** 58 to learn about frogs.

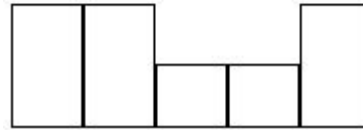
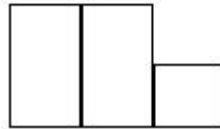



Touch and say.

think think think



Write.



Read.

I **think** my book is on the bus.

We **think** it is time to go home.

They **think** the shirt is colorful.

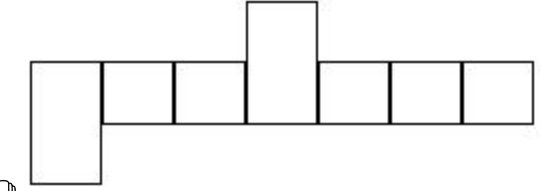
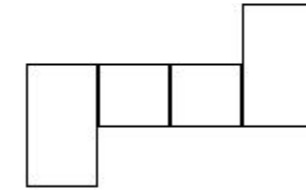
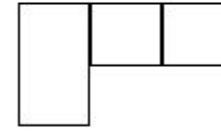


Touch and say.

picture picture picture



Write.



Read.

I have a **picture** of the baby.

My **picture** is in the hall.

She made a **picture** to hang on the wall.

Name: _____

Word Work Homework

Date: _____

1.RF.4.4, 1.RF.4.5

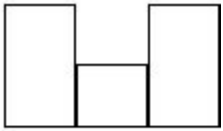
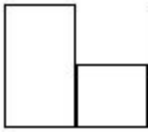


Touch and say.

letter letter letter



Write.



Read.

She has a **letter** for you.

The **letter** is on the table in the hall.

How many **letters** are in your name?

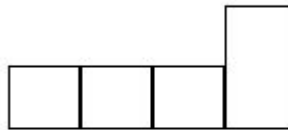



Touch and say.

read read read



Write.



Read.

I **read** two books.

He **read** a book to the baby.

Mother **read** a note from my teacher.

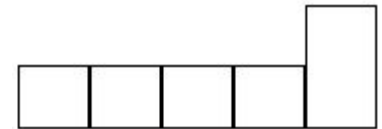


Touch and say.

sound sound sound



Write.



Read.

What is that **sound** we hear?

I like the **sound** of the bell.

That **sound** is too loud for me.