

Name: \_\_\_\_\_

# Word Work

Date: \_\_\_\_\_

## Words with ai and ay

1. Highlight the **ai** or **ay** of each word.
2. Say the **ai** or **ay** sound as you touch it.
3. Trace and say the word.
4. Draw the word.

1.RF.3.2  
1.RF.3.4  
1.RF.3.5  
1.RF.4.1

f a i n t

s p r a y

c l a y

t r a i l

**MUST KNOW Words**--Draw a picture, trace, outline and say each word.

1.RF.4.4

w r i t e

s t i l l

m e n

a n i m a l

m e a n s

s h o w

# Word Work

## ABC Order

1.RF.2.4

1. Circle the first letter of each word.
2. Find the circled letters on the alphabet and circle them.
3. Write the words in ABC order.

faint	spray
clay	trail

1. \_\_\_\_\_
2. \_\_\_\_\_
3. \_\_\_\_\_
4. \_\_\_\_\_



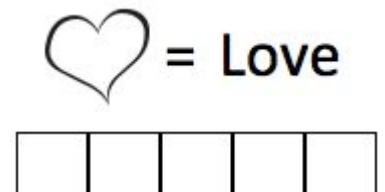
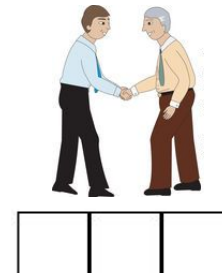
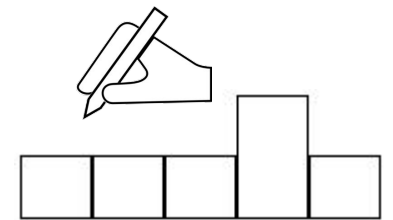



a b c d e f g h i j k l m n o p q r s t u v w x y z

## MUST KNOW Words

1.RF.4.4

Match each word to its shape.

write still animal  
men means show



# Word Work

## Add

1.RF.3.3, 1.RF.4.6

Write the word in the first box adding an **-s** to the end. Then write the word adding **-ing** to the end. Read the words to a friend.

1. plays
2. playing

Friend \_\_\_\_\_

faint

spray



trail

clay

	-s
	-ing



	-s
	-ing

	-s
	-ing

 _____	ay
 _____	ay

## Delete From

1.RF.3.3

**spray** - 1 letter = \_\_\_\_\_  -1 letter = \_\_\_\_\_  - 2 letters = \_\_\_\_\_

## Watch-Out Words!

Write the word that best completes each sentence. Read sentences to a friend.

1.RV.2.1

plane

plain

We rode in a \_\_\_\_\_ to our home.

The colors on the wall are very \_\_\_\_\_ .

Friend \_\_\_\_\_

Name: \_\_\_\_\_

# Word Work Homework

Date: \_\_\_\_\_

1.RF.4.4

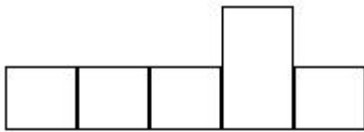


Touch and say.

**write write write**



Write.



Read.

I will **write** you a letter.

She will **write** a book about foxes.

What did you **write** on the page?

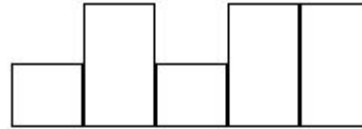
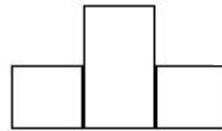
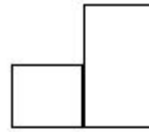


Touch and say.

**still still still**



Write.



Read.

The water is **still** and calm.

If we are **still** the bird will stay.

The boy is **still** in the room.



Touch and say.

**men men men**



Write.



Read.

Many **men** are at the park.

The **men** are singing a song.

He made the **men** a cake to eat.

Name: \_\_\_\_\_

# Word Work Homework

Date: \_\_\_\_\_

1.RF.4.4, 1.RF.4.5



Touch and say.

**animal animal animal**



Write.

--	--

--	--	--

--	--	--	--	--	--	--



Read.

The **animal** is in the cave.

An **animal** ran in the hole.

How many **animals** are in the world?



Touch and say.

**means means means**



Write.

--

--	--	--

--	--	--	--

--	--	--	--	--



Read.

What does he **mean** for us to do?

The shape of a heart **means** love.

Mother **means** that you should sit.



Touch and say.

**show show show**



Write.

--	--

--	--	--

--	--	--	--



Read.

What **show** should we see?

I would like to **show** you my school.

Can you **show** me how to read?