

Name: \_\_\_\_\_

# Word Work

Date: \_\_\_\_\_

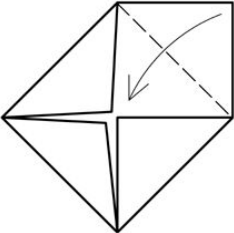
**MUST KNOW Words**--Draw a picture, trace, outline and say each word.

## Words with oa, ow, and old

1. Highlight the **oa**, **ow**, or **old** of each word.
2. Say the **oa**, **ow**, or **old** sound as you touch it.
3. Trace and say the word.
4. Draw the word.

1.RF.3.2  
1.RF.3.4  
1.RF.3.5  
1.RF.4.1

1.RF.4.4





c o a t

l o w

f o l d

s l o w

line

point

which

follow

know

another

Love one **another!**

# Word Work

## ABC Order

1.RF.2.4

1. Circle the first letter of each word.
2. Find the circled letters on the alphabet and circle them.
3. Write the words in ABC order.

slow	low
coat	fold

1. \_\_\_\_\_
2. \_\_\_\_\_
3. \_\_\_\_\_
4. \_\_\_\_\_



a b c d e f g h i j k l m n o p q r s t u v w x y z

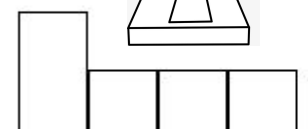


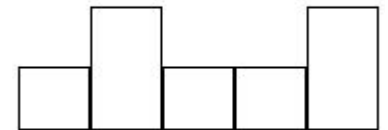
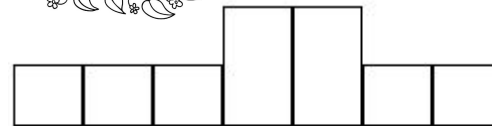
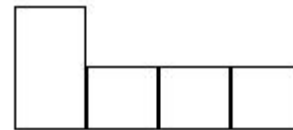

## MUST KNOW Words

1.RF.4.4

Match each word to its shape.

line point which

follow know another



# Word Work

## Substitute Sound

1.RF.3.3




Change the **beginning** and/or **ending sound** of each word to make a new word. Read the words to a friend.


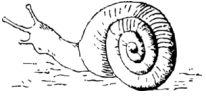

Friend \_\_\_\_\_




coat

low




fold

	__ oa __
	__ oa __
	__ oa __

	__ __ ow
	__ __ ow
	__ __ ow

	__ old
	__ old
The snail has a <b>shell</b> . 	__ old

## Delete From

**another** - 2 letters = \_\_\_\_\_  - 2 letter = \_\_\_\_\_  - 1 letter = \_\_\_\_\_ 

## Watch-Out Words!

Write the word that best completes each sentence. Read sentences to a friend.

1.RV.2.1

know	no
He has _____ money.	
I _____ how to spell the word <b>animal</b> .	
Friend _____	

Name: \_\_\_\_\_

# Word Work Homework

Date: \_\_\_\_\_

1.RF.4.4

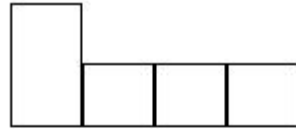
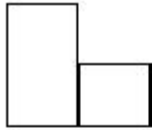


Touch and say.

line line line



Write.



Read.

I can get in the **line** to go home.

Put the blocks in a **line**.

I can use a number **line** to add and subtract.

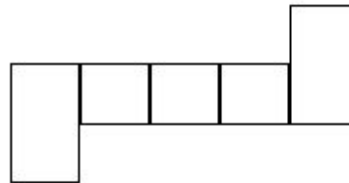
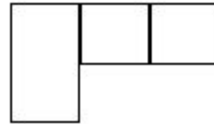


Touch and say.

point point point



Write.



Read.

She will **point** at her mother.

The **point** on the pencil is sharp.

Can you **point** to the answer?

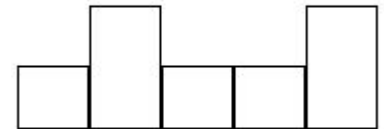
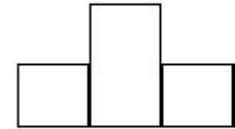
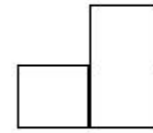


Touch and say.

which which which



Write.



Read.

**Which** way should we turn?

**Which** animal can fly.

**Which** game do you want to play?

Name: \_\_\_\_\_

# Word Work Homework

Date: \_\_\_\_\_

1.RF.4.4, 1.RF.4.5



Touch and say.

**follow follow follow**



Write.




Read.

She will **follow** the cat.

I can **follow** the directions on the sign.

They will **follow** the teacher.



Touch and say.

**know know know**



Write.




Read.

They **know** how to do it.

I would like to **know** how to bake a cake.

He **knows** how to read.



Touch and say.

**another another another**



Write.




Read.

When will **another** bus come to get us?

I would like to ride on a **another** train.

Can you read **another** book to me?