

Name: _____

Word Work

Date: _____

MUST KNOW Words--Draw a picture, trace, outline and say each word.

Words with kn, wr, gr and mb

1. Highlight the **kn**, **wr**, **gr** or **mb** of each word.
2. Say the **kn**, **wr**, **gr** or **mb** sound as you touch it.
3. Trace and say the word.
4. Draw the word.


1.RF.3.2
1.RF.3.4
1.RF.3.5
1.RF.4.1

1.RF.4.4



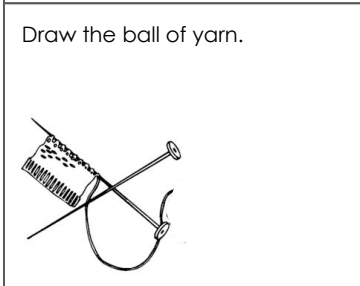
wrote

— ○ ○




sign

○ ○ — ○



knit

— ○ ○



thumb


— ○ —



form



part



oil



before



boy

Word Work

ABC Order

1.RF.2.4

1. Circle the first letter of each word.
2. Find the circled letters on the alphabet and circle them.
3. Write the words in ABC order.

wrote

thumb

knit

sign

1. _____

2. _____

3. _____

4. _____



a b c d e f g h i j k l m n o p q r s t u v w x y z

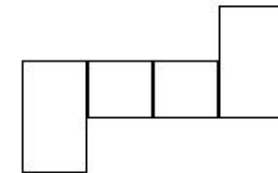
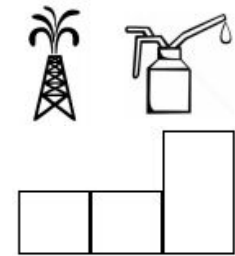
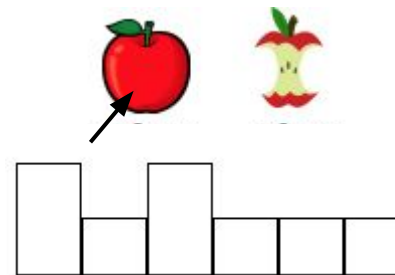

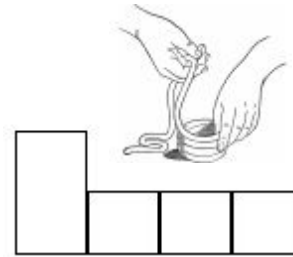
MUST KNOW Words

1.RF.4.4

I can **read** and then **match** each word to its shape.

boy part oil

before form



Word Work




Change Words

I can **add**, **delete**, or **substitute** sounds to change words.
I can **read** the words to a friend.




1.RF.3.3

Friend _____





wrote

	wr _____
	wr _____
	wr _____

knit

	kn _____
	kn _____
	kn _____

thumb

	_____ mb
	_____ mb
	_____ mb
	gn _____

sign

	gn _____		gn _____		gn _____
--	----------	---	----------	--	----------

Watch-Out Words!

I can **use** context clues to help **understand** words. I can **read** the sentences to a friend.

1.RV.2.1

right	write
I will use my _____ hand to paint the wall.	
She will _____ a letter to her mother.	
Friend _____	

Name: _____

Word Work Homework

Date: _____

1.RF.4.4

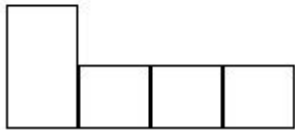
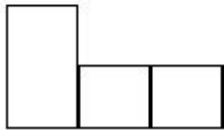


Touch and say.

form form form



Write.



Read.

The kids will **form** a line.

She is **forming** a clay pot.

He **formed** play dough into a huge animal that was very colorful.

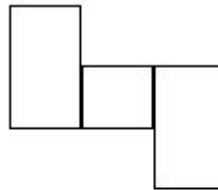


Touch and say.

boy boy boy



Write.



Read.

The small **boy** was lost.

Who will help me find the **boy**?

They found the **boy** hiding in the bushes behind the house.

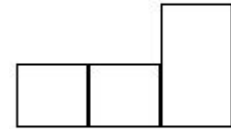


Touch and say.

oil oil oil



Write.



Read.

I put **oil** in the green car.

They used **oil** to fix the door.

The mother poured **oil** in the pan to fry some chicken.

Name: _____

Word Work Homework

Date: _____

1.RF.4.4, 1.RF.4.5

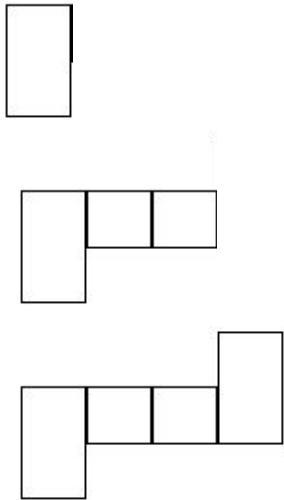


Touch and say.

part part part



Write.



Read.

Where is the **part** to the game?

I will give you **part** of my cupcake.

It was hard, but I **parted** with my favorite toy.

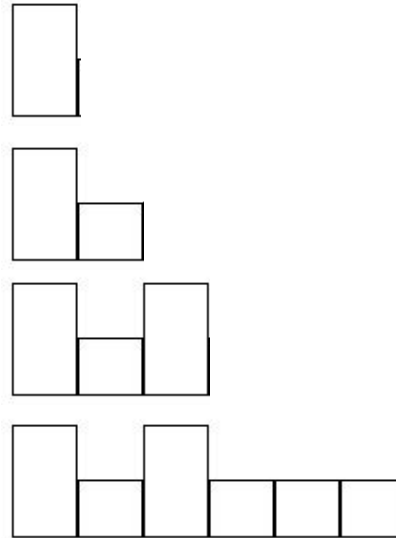


Touch and say.

before before before



Write.



Read.

They will go **before** us on the boat.

He brushed his teeth **before** bedtime.

The teacher read the book **before** we went to gym.

Dinomite!!!!

You have practiced all 200 first grade sight words!

Enjoy coloring the dinosaur!

