

Name: \_\_\_\_\_

# Word Work

Date: \_\_\_\_\_

**MUST KNOW** How to Spell Words--Write each word on the line.

## Words with **air** and **are**

1. Highlight the **air** or **are** of each word.
2. Say the **air** or **are** sound as you touch it.
3. Trace and say the word.
4. Draw the word.

1.RF.3.2  
1.RF.3.4  
1.RF.3.5  
1.RF.4.1

1.W.6.2c  
1.RF.4.4



f a i r  
○ ○ — ○

Color the  
ruby red.



gem

r a r e  
○ ○ ○

Put food in the bowl for the  
dog to eat.



c a r e  
○ ○ ○

Color the pair of socks.



p a i r  
○ ○ — ○

through

what

any

many

one

give

# Word Work

## ABC Order

1.RF.2.4

1. Circle the first letter of each word.
2. Find the circled letters on the alphabet and circle them.
3. Write the words in ABC order.

fair	care
rare	pair

1. \_\_\_\_\_
2. \_\_\_\_\_
3. \_\_\_\_\_
4. \_\_\_\_\_



a b c d e f g h i j k l m n o p q r s t u v w x y z


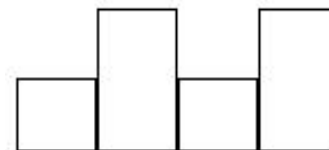
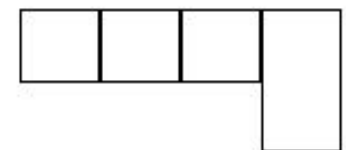
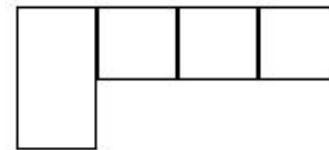
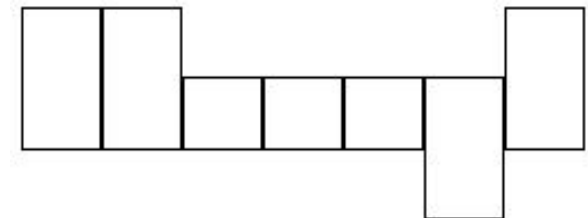
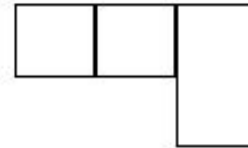
## MUST KNOW Words

1.RF.4.4

I can **read** and then **match** each word to its shape.

through what any

many one give



# Word Work

## Change Words

I can **add**, **delete**, or **substitute** sounds to change words.  
I can **read** the words to a friend.

1.RF.3.3

Friend \_\_\_\_\_

fair



care



-ere



Friend \_\_\_\_\_

I can write a sentence that uses the words **wear** and **pair**. I can read it to a friend.

## Watch-Out Words!

I can **use** context clues to help **understand** words. I can **read** the sentences to a friend.

1.RV.2.1

man

men

A \_\_\_\_\_ is wearing a pair of green socks.

The three \_\_\_\_\_ are taking care of the deer .


Friend \_\_\_\_\_

Name: \_\_\_\_\_

# Word Work Homework

Date: \_\_\_\_\_

1.W.6.2c  
1.RF.4.4

 Practice writing your spelling words 3 times each. You can use different colors.

**through**

\_\_\_\_\_

**what**

\_\_\_\_\_

**any**

\_\_\_\_\_

**many**

\_\_\_\_\_

**one**

\_\_\_\_\_

**give**

\_\_\_\_\_

Name: \_\_\_\_\_

Date: \_\_\_\_\_

**Have an adult give you a spelling test. Take it a second time if you need more practice.**

1. \_\_\_\_\_

2. \_\_\_\_\_

3. \_\_\_\_\_

4. \_\_\_\_\_

5. \_\_\_\_\_

6. \_\_\_\_\_

1. \_\_\_\_\_

2. \_\_\_\_\_

3. \_\_\_\_\_

4. \_\_\_\_\_

5. \_\_\_\_\_

6. \_\_\_\_\_

Name: \_\_\_\_\_

**Spelling Test  
Week 3**

Date: \_\_\_\_\_

\_\_\_\_\_/6

Name: \_\_\_\_\_

**Spelling Test  
Week 3**

Date: \_\_\_\_\_

\_\_\_\_\_/6

1. \_\_\_\_\_

2. \_\_\_\_\_

3. \_\_\_\_\_

4. \_\_\_\_\_

5. \_\_\_\_\_

6. \_\_\_\_\_

1. \_\_\_\_\_

2. \_\_\_\_\_

3. \_\_\_\_\_

4. \_\_\_\_\_

5. \_\_\_\_\_

6. \_\_\_\_\_

— / —

1.

---

---

2.

---

---



— / —

1.

---

---

2.

---

---