

Name: \_\_\_\_\_

# Word Work

Date: \_\_\_\_\_

**MUST KNOW How to Spell Words**--Write each word on the line.

## Words with **al** and **all**

1. Highlight the **al** or **all** of each word.
2. Say the **al** or **all** sound as you touch it.
3. Trace and say the word.
4. Draw the word.

1.RF.3.2  
1.RF.3.4  
1.RF.3.5  
1.RF.4.1

1.W.6.2c  
1.RF.4.4

What time will the alarm ring?



alarm

Draw a man taller than the small man.



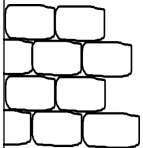
tall

Plant → grain → malt powder



malt

Finish the brick wall.



wall

are

they

from

your

said

been

# Word Work

## ABC Order

1.RF.2.4

1. Circle the first letter of each word.
2. Find the circled letters on the alphabet and circle them.
3. Write the words in ABC order.

alarm	wall
tall	malt

1. \_\_\_\_\_
2. \_\_\_\_\_
3. \_\_\_\_\_
4. \_\_\_\_\_



a b c d e f g h i j k l m n o p q r s t u v w x y z


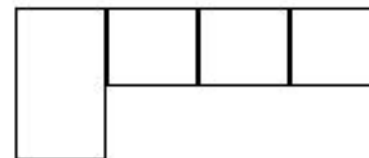

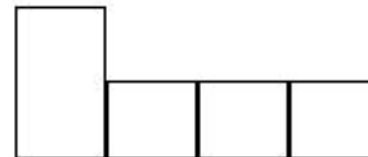
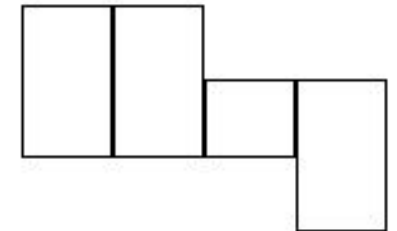

## MUST KNOW Words

1.RF.4.4

I can **read** and then **match** each word to its shape.

are they from

your said been






# Word Work

## Change Words




I can **add**, **delete**, or **substitute** sounds to change words.  
I can **read** the words to a friend.

Friend \_\_\_\_\_

malt

	
	
	_____

tall

Make two compound words.

way	water	hall	fall

Friend \_\_\_\_\_

I can write a sentence that uses the words **wall** and **alarm**. I can read it to a friend.

## Watch-Out Words!

I can **use** context clues to help **understand** words. I can **read** the sentences to a friend.


for	four
They have a total of _____ small animals	
I have some salt _____ for the food.	
Friend _____	

Name: \_\_\_\_\_

# Word Work Homework

Date: \_\_\_\_\_

1.W.6.2c  
1.RF.4.4

 Practice writing your spelling words 3 times each. You can use different colors.

**are**

\_\_\_\_\_

**they**

\_\_\_\_\_

**from**

\_\_\_\_\_

**your**

\_\_\_\_\_

**said**

\_\_\_\_\_

**been**

\_\_\_\_\_

Name: \_\_\_\_\_

Date: \_\_\_\_\_

**Have an adult give you a spelling test. Take it a second time if you need more practice.**

1. \_\_\_\_\_

2. \_\_\_\_\_

3. \_\_\_\_\_

4. \_\_\_\_\_

5. \_\_\_\_\_

6. \_\_\_\_\_

1. \_\_\_\_\_

2. \_\_\_\_\_

3. \_\_\_\_\_

4. \_\_\_\_\_

5. \_\_\_\_\_

6. \_\_\_\_\_

Name: \_\_\_\_\_

**Spelling Test  
Week 4**

Date: \_\_\_\_\_

\_\_\_\_\_/6

Name: \_\_\_\_\_

**Spelling Test  
Week 4**

Date: \_\_\_\_\_

\_\_\_\_\_/6

1. \_\_\_\_\_

2. \_\_\_\_\_

3. \_\_\_\_\_

4. \_\_\_\_\_

5. \_\_\_\_\_

6. \_\_\_\_\_

1. \_\_\_\_\_

2. \_\_\_\_\_

3. \_\_\_\_\_

4. \_\_\_\_\_

5. \_\_\_\_\_

6. \_\_\_\_\_

— / —

1.

\_\_\_\_\_

\_\_\_\_\_

2.

\_\_\_\_\_

\_\_\_\_\_

-----

— / —

1.

\_\_\_\_\_

\_\_\_\_\_

2.

\_\_\_\_\_

\_\_\_\_\_