

Name: _____

Word Work

Date: _____

MUST KNOW How to Spell Words--Write each word on the line.

Words with oi, and oy

1. Highlight the **oi** or **oy** of each word.
2. Say the **oi** or **oy** sound as you touch it.
3. Trace and say the word.
4. Draw the word.

Draw music notes to show he is using his voice to sing.

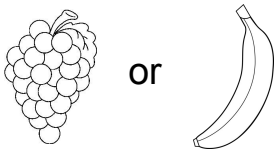


v o i c e

Draw your favorite toy.

t o y

Circle your choice of fruit.



c h o i c e

Draw what you enjoy doing with your family.

e n j o y

1.RF.3.2
1.RF.3.4
1.RF.3.5
1.RF.4.1

1.W.6.2c
1.RF.4.4

some

would

could

two

does

people

ABC Order

1.RF.2.4

1. Circle the first letter of each word.
2. Find the circled letters on the alphabet and circle them.
3. Write the words in ABC order.

voice	choice
toy	enjoy

1. _____
2. _____
3. _____
4. _____



a b c d e f g h i j k l m n o p q r s t u v w x y z

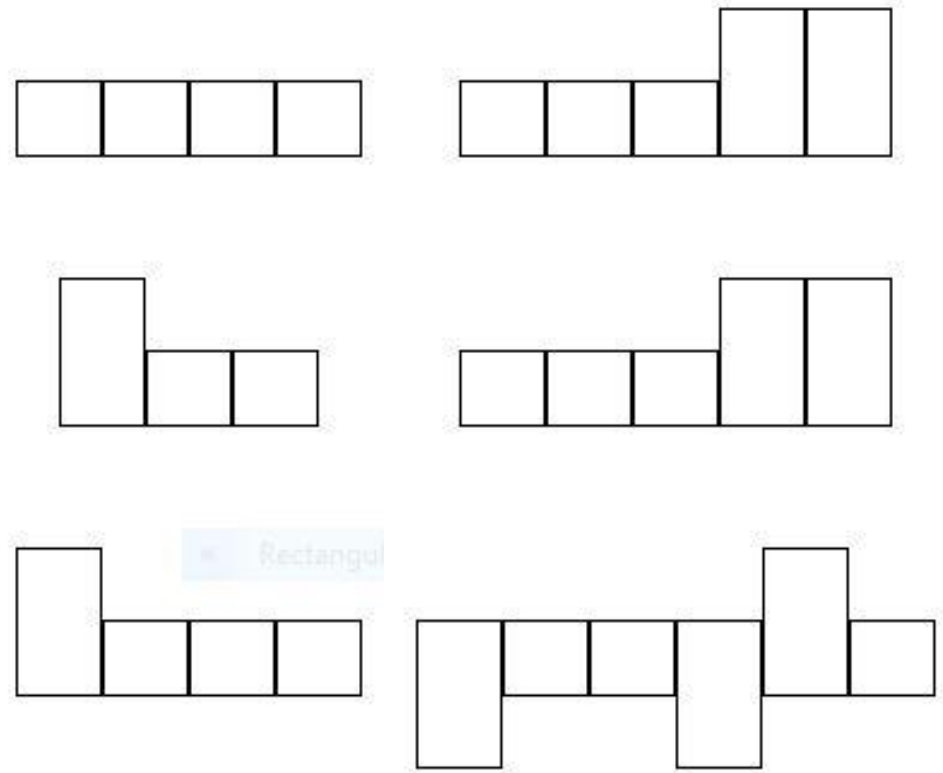
MUST KNOW Words

1.RF.4.4

I can **read** and then **match** each word to its shape.

people does two

could would some



Word Work

1.RF.4.6

Change Words

I can **add** endings to words to make them plural or to show verb tense.
I can **read** the words to a friend.

Friend _____

enjoy

Add **-s**

--

Add **-ed**

--

Add **-ing**

--

Add **-s**

--

Add **-ed**

--

Drop ~~e~~
add **-ing**

--

Friend _____

I can write a sentence that uses the words **toy** and **choice**. I can read it to a friend.

Watch-Out Words!

I can **use** context clues to help **understand** words. I can **read** the sentences to a friend.

1.RV.2.1

wear

where

He wants to know _____ to go.


We will _____ long dresses.

Friend _____

Name: _____

Word Work Homework

Date: _____

 Practice writing your spelling words 3 times each. You can use different colors.

some

would

two

could

does

people

Name: _____

Date: _____

Have an adult give you a spelling test. Take it a second time if you need more practice.

1. _____

2. _____

3. _____

4. _____

5. _____

6. _____

1. _____

2. _____

3. _____

4. _____

5. _____

6. _____

Name: _____

**Spelling Test
Week 5**

Date: _____

_____/6

Name: _____

**Spelling Test
Week 5**

Date: _____

_____/6

1. _____

2. _____

3. _____

4. _____

5. _____

6. _____

1. _____

2. _____

3. _____

4. _____

5. _____

6. _____

— / —

1.

2.



— / —

1.

2.
