

Name: \_\_\_\_\_

# Word Work

Date: \_\_\_\_\_

**MUST KNOW** How to Spell Words--Write each word on the line.


## Words with -ful, -less, -er and -ly

1. Highlight the **-ful, -less, -er** or **-ly** of each word.
2. Say the **-ful, -less, -er** or **-ly** sound as you touch it.
3. Trace and say the word.
4. Draw the word.


1.RF.3.2  
1.RF.3.4  
1.RF.3.5  
1.RF.4.1

1.W.6.2c  
1.RF.4.4

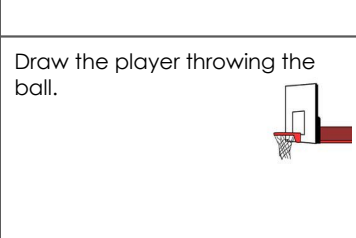
Color the rainbow.




Draw a useless flat tire.



Draw the player throwing the ball.



Draw sound coming out of the megaphone.



colorful  
○ ○ ○ — ○ ○ ○ ○

useless  
○ ○ ○ ○ —

player  
○ — ○ — — ○

loudly  
○ — — ○ ○ ○

who

come

very

great

should

why

## ABC Order

1.RF.2.4

1. Circle the first letter of each word.
2. Find the circled letters on the alphabet and circle them.
3. Write the words in ABC order.

colorful player  
useless loudly

1. \_\_\_\_\_
2. \_\_\_\_\_
3. \_\_\_\_\_
4. \_\_\_\_\_



a b c d e f g h i j k l m n o p q r s t u v w x y z


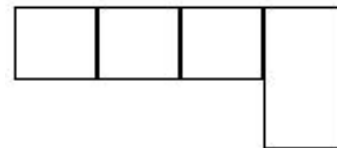
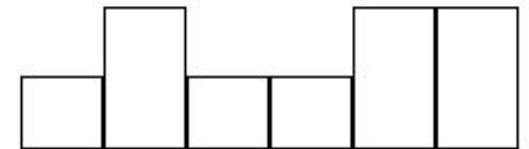
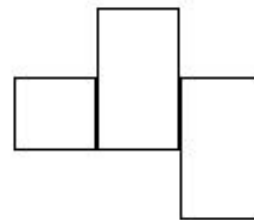
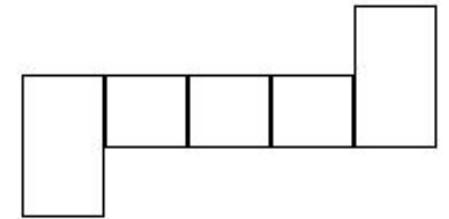
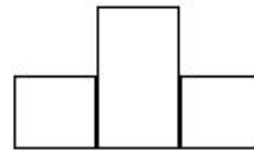
## MUST KNOW Words

1.RF.4.4

I can **read** and then **match** each word to its shape.

who why great

very should come



# Word Work

1.RF.4.6

## Change Words

I can **add** endings to words.

I can **read** the words to a friend.

Friend \_\_\_\_\_

play

Add **-er**

--

Add **-ed**

--

Add **-ing**

--

Add **-ed**

--

Add **-ful**

--

Add **-less**

--

use

Friend \_\_\_\_\_

I can write a sentence that uses the word **loudly**. I can read it to a friend.

## Watch-Out Words!

I can **use** context clues to help **understand** words. I can **read** the sentences to a friend.

1.RV.2.1

than

then

I would rather be a singer \_\_\_\_\_ a dancer.

If it rains and the sun starts shining \_\_\_\_\_ you will see a **colorful** rainbow.


Friend \_\_\_\_\_

Name: \_\_\_\_\_

# Word Work Homework

Date: \_\_\_\_\_

1.W.6.2c  
1.RF.4.4

 Practice writing your spelling words 3 times each. You can use different colors.

**who**

\_\_\_\_\_

**come**

\_\_\_\_\_

**very**

\_\_\_\_\_

**should**

\_\_\_\_\_

**great**

\_\_\_\_\_

**why**

\_\_\_\_\_

Name: \_\_\_\_\_

Date: \_\_\_\_\_

**Have an adult give you a spelling test. Take it a second time if you need more practice.**

1. \_\_\_\_\_

2. \_\_\_\_\_

3. \_\_\_\_\_

4. \_\_\_\_\_

5. \_\_\_\_\_

6. \_\_\_\_\_

1. \_\_\_\_\_

2. \_\_\_\_\_

3. \_\_\_\_\_

4. \_\_\_\_\_

5. \_\_\_\_\_

6. \_\_\_\_\_

Name: \_\_\_\_\_

**Spelling Test  
Week 5**

Date: \_\_\_\_\_

\_\_\_\_\_/17

Name: \_\_\_\_\_

**Spelling Test  
Week 5**

Date: \_\_\_\_\_

\_\_\_\_\_/17

1. \_\_\_\_\_

2. \_\_\_\_\_

3. \_\_\_\_\_

4. \_\_\_\_\_

5. \_\_\_\_\_

6. \_\_\_\_\_

1. \_\_\_\_\_

2. \_\_\_\_\_

3. \_\_\_\_\_

4. \_\_\_\_\_

5. \_\_\_\_\_

6. \_\_\_\_\_

— / —

1.

\_\_\_\_\_

\_\_\_\_\_

2.

\_\_\_\_\_

\_\_\_\_\_

-----

— / —

1.

\_\_\_\_\_

\_\_\_\_\_

2.

\_\_\_\_\_

\_\_\_\_\_