

Day 1

I can answer questions about data.

1.DA.1

Favorite Pets		
Pet	Tally Marks	Number
cat 		10
dog 		4
hamster 	I	6

1. Which pet has more votes? **dog** or **hamster**

How many more votes? _____

2. How many people voted for a favorite pet? _____

Day 2

I can interpret data.

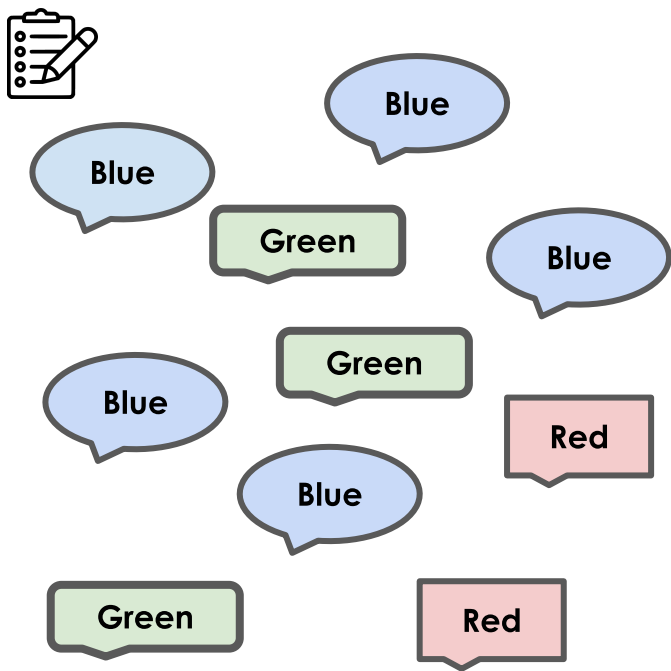
1.DA.1

Favorite Pets		
Pet	Tally Marks	Number
cat 		10
dog 		4
hamster 	I	6

What did you learn from this data?

I can organize data.

1.DA.1



Favorite Color		
Color	Tally Marks	Total
Red		
Blue		
Green		

I can ask a question about data.

1.DA.1

Write a **question** for a friend to answer about the graph. →

Which How many

more less

most least

Favorite Color			
5			
4			
3			
2			
1			
	Red	Blue	Green

QUIZ--Day 5

Name: _____

Date: _____

I can organize, interpret, answer and ask questions about data.

1.DA.1



Snake

Fish

Fish

Mouse

Fish




Fish




Snake

Mouse

Mouse

Fish

Favorite Pet		
Pet	Tally Marks	Total
Mouse 		
Snake 		
Fish 		

Favorite Pet			
5			
4			
3			
2			
1			
	Mouse 	Snake 	Fish 

1. Which pet has more votes?

mouse or **snake**

How many more votes? _____

2. How many people voted for a favorite pet? _____

3. After looking at this data I learned...

4. Write a **question** about the data for a friend to answer about the graph.
